



MYCOTOXINS

AgraQuant®

Mycotoxin ELISA Test Kits

Romer Labs® has developed a rapid, quantitative enzyme-linked immunosorbent assay (ELISA) for the analysis of mycotoxins in grains, nuts, cereals and other commodities including animal feeds.

How the test works

AgraQuant® Mycotoxin products are direct competitive enzyme-linked immunosorbent assays (ELISA). One universal sample extraction using a 70% methanol solution can be applied to analyze six classes of mycotoxins with eight different kits. Some kits apply a dilution of the sample extract to reduce matrix effects.

After combining sample extract or calibrators and enzyme conjugated toxin in the antibody coated well the competitive reaction takes 10 – 60 min (first incubation). Subsequent washing removes unbound reactants followed by the addition of substrate starting a color reaction that takes 5 – 20 min

(second incubation). The intensity of the color is inversely proportionate to the concentration of mycotoxin in the sample or standard. A stop solution prevents further development of the color reaction enabling reproducible measurements of the intensity using a microwell reader. Results can be interpreted by using Romer Labs spreadsheets.

Kit contents

Each kit comes complete with 5 to 6 standards, 48 or 96 antibody-coated microwells, 48 or 96 color-coded dilution microwells, conjugate, substrate and stop solution.



PRODUCT FEATURES

Easy

- One sample extraction to analyze six mycotoxins
- Simple workflow and no clean up steps required

Convenient

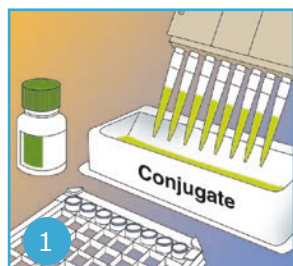
- Wide range of validated commodities
- Up to 30 minutes reading time after stopping the reaction

Cost-effective

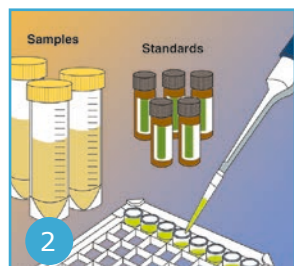
- 48 or 96 breakaway microwell format
- Minimizes waste and maximizes value

AgraQuant® Mycotoxin ELISA Test

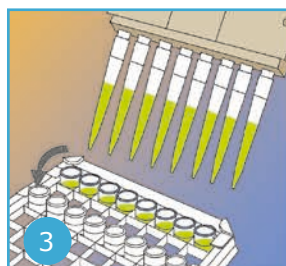
Read the kit insert before running the test.



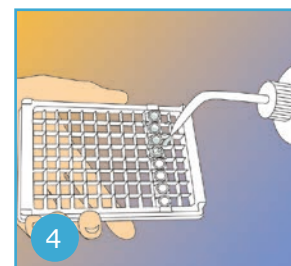
1 Add 200 µL conjugate into each color-coded dilution well.



2 Add 100 µL standards or samples to the conjugate.



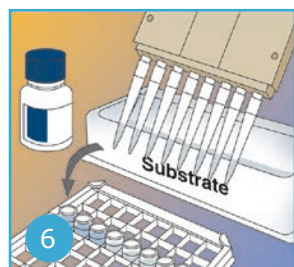
3 Mix well. Transfer 100 µL content to antibody-coated wells. Incubate for 5 – 60 minutes.



4 Discard contents from the wells and wash wells with deionized water or buffer solution (5x).




5 Tap dry the wells on absorbent paper towel.



6 Add 100 µL substrate into each well. Incubate for 5 – 20 minutes.



7 Add 100 µL stop solution into each well.



8 Analyze results using an ELISA reader with 450 nm filter.

Ordering Information - AgraQuant® Mycotoxin Test Kits

Item No.	Description	Part Number	Quantitation Range
AgraQuant® Total Aflatoxin	96/48 wells	10002098/10002099	4 – 40 ppb
AgraQuant® Total Aflatoxin	96/48 wells	10002100/10002101	1 – 20 ppb
AgraQuant® Aflatoxin M1 Sensitive	96/48 wells	10002116/10002117	25 – 500 ppt
AgraQuant® Aflatoxin M1 Plus	96/48 wells	10002118/10002119	100 – 2000 ppt
AgraQuant® Aflatoxin M1 High Sensitivity	96/48 wells	10002120/10002121	5 – 100 ppt
AgraQuant® Aflatoxin B1	96/48 wells	10002122/10002123	2 – 50 ppb
AgraQuant® Deoxynivalenol	96/48 wells	10002106/10002108	250 – 5000 ppb
AgraQuant® Fumonisin	96/48 wells	10002104/10002105	250 – 5000 ppb
AgraQuant® Ochratoxin	96/48 wells	10002102/10002103	2 – 40 ppb
AgraQuant® T-2 Toxin	96/48 wells	10002113/10002114	20 – 500 ppb
AgraQuant® Zearalenone Plus	96/48 wells	10002111/10002112	25 – 1000 ppb

Romer Labs Inc. - America · Newark, DE, USA · T +1 302 781 6400 · F +1 302 781 6378 · E office@romerlabs.com

Romer Labs Diagnostic GmbH - Europe · Tulln, Austria · T +43 2272 615 33 · F +43 2272 615 33 13177 · E office-europe@romerlabs.com

Romer Labs Singapore Pte. Ltd. - Asia · Singapore · T +65 6631 8018 · F +65 6275 5584 · E salesasia@romerlabs.com